

General Description

TUBU'S brand NEW LED warehouse Linear High bay G3 is designed to replace traditional HID and HIF in a variety of applications, especially suited for warehouses. Adopt the most advanced LM80 / TM21 certified Phillips chips and UL listed Meanwell LED driver. TUBU uses innovative optics and thermally efficient design, that enables the fittings to exceed 130lm/W. Combined with dimmable versions, 1-10V, DALI system and sensors, zigbee intelligent control, TUBU's new linear high bay will help you save up to 80% in energy savings. It is available in 80W, 120W, 150W, 180W and more options suitable for installation up to 16m or higher.

Features

- High Output LED's, up to **130m/W**, Phillips LED
- High CRI >80
- UL listed Meanwell driver, High PF>0.96 low THD driver, Flicker free
- Environmentally friendly, no mercury, No UV, No IR
- **3 Beam angles option: 40°/90°/ 80°X155°/30°X70°**
- IP65 rated; for indoor&outdoor use
- Energy Efficiency Grade: A+
- Quick Start instant 100% luminous flux
- **5 Year Warranty** on complete fixture. (LED's, Driver, & Housing)
- Certificate: CE, RoHS, ETL, DLC
- Body: Aluminium alloy
- Stainless steel screws
- **Options:**
1-10V, Microwave sensor, daylight sensor, Dali, Zigbee control systems
- Hanging mount accessories included ;


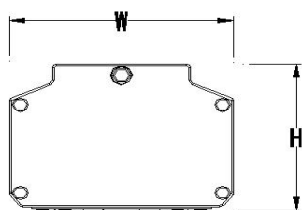
Applications

- Workshops
- Warehouse
- Storage

Electrical and Technical Data

Model No	LHB-80W	LHB-120W	HLB-150W	HLB-180W
Input Power	80W	120W	150W	180W
CCT	3000K/4000K/5000K/5700K			
CRI	>80	>80	>80	>80
Power Factor	>0.95	>0.95	>0.95	>0.95
IP Grade	IP65	IP65	IP65	IP65
Input Voltage	100~277V	100~277V	100~277V	100~277V
Luminous	130lm/W	130lm/W	130lm/W	130lm/W
Light Source	Phillips SMD3030	Phillips SMD3030	Phillips SMD3030	Phillips SMD3030
Beam Angle	40° / 90° / 80° X 155° / 30° X 70°			
Working Temp	-20°-50°	-20°-50°	-20°-50°	-20°-50°
Warranty	5 Years	5 Years	5 Years	5 Years
Lifetime	50,000hrs	50,000hrs	50,000hrs	50,000hrs
ETL	YES	YES	YES	YES
DLC	NO	NO	YES(4000K&5700K)	YES(4000K&5700K)


Product Dimension&Package Details



Model	L(Norm)	W(Norm)	H(Norm)	N.W/PC	G.W/PC	Qty/CTN	Size/CTN
LHB-80W	577mm	100mm	77mm	3.04KG	3.5KG	4pcs	600x285x240mm
LHB-120W	858mm	100mm	77mm	4.42KG	5.0KG	4pcs	880x285x240mm
LHB-150W	1139mm	100mm	77mm	5.55KG	6.0KG	2pcs	1161x285x126mm
LHB-180W	1420mm	100mm	77mm	6.65KG	7.0KG	2pcs	1432x285x126mm

Installation

1. PENDENT MOUNT



2. SURFACE MOUNT

