

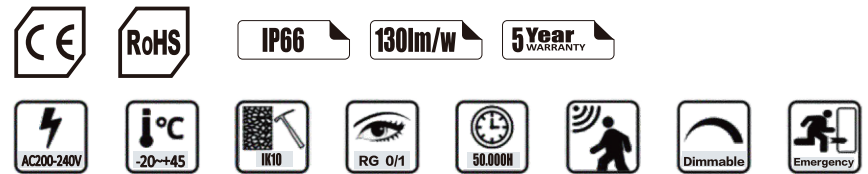
TUBU



Slimline LED Flood Light TG1

Features

- High Output LED's, up to 130~150lm/W
- High CRI>80
- Lumileds LEDs
- Brand driver, TUV UL CE certificate, PF>0.96 THD<12
- 30°/60°/90° /120° /30*90° /TYPE III multi beam angle for option
- Durable tempered glass front
- Environmentally friendly, no mercury, No UV No IR
- P66, indoor & outdoor use
- Energy Efficiency Grade: A+++
- Quick to install and easy to use, secure and reliable
- 5 Year Warranty on complete fixture(LED's, Driver & Housing)
- Certificate: CE, RoHS

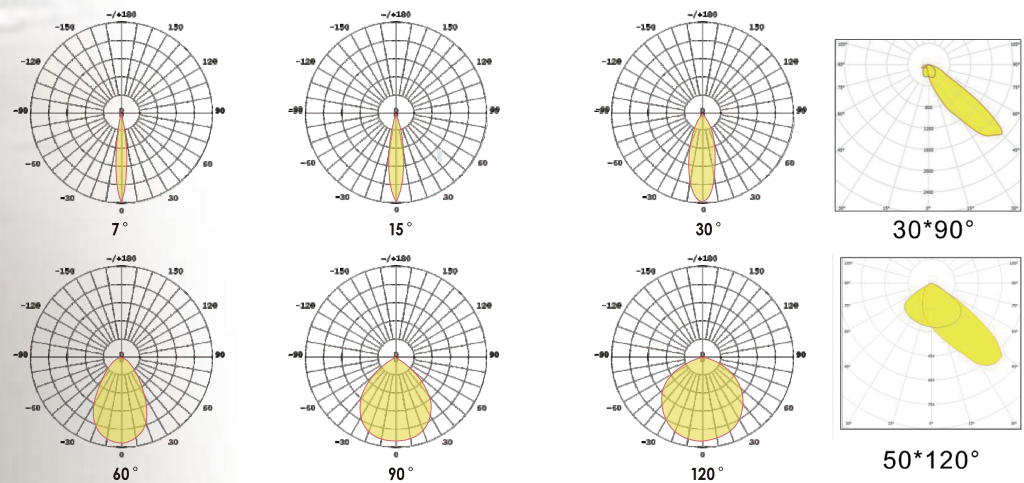


Applications

- Parking Lot Lighting
- Car Lot Lighting
- Street Lighting
- Walkway Lighting
- Building Accent Lighting
- Area & Storage Lighting

Slimline LED Flood Light

- CCT Adjustable option
- 20/W/ 400/W
- Microwave Sensor option
- PIR Sensor Option




TUBU

20W/30W/50W/100W/150W/200W/300W/400W



Slimline LED Flood Light TG1



Specifications

Product Code	TBTG1-20W	TBTG1-30W	TBTG1-50W	TBTG1-100W	TBTG1-150W	TBTG1-200W	TBTG1-250W	TBTG1-300W	TBTG1-400W	
Power	20W	30W	50W	100W	150W	200W	250W	300W	400W	
Input Voltage	200-240VAC (50/60Hz)									
PF	>0.9@220VAC									
Dimming (Optional)	0-10V/Dali Dimming									
CCT	3000K/4000K/5000K/6000K									
Ra > 80 5000K	Luminous Flux	2400lm±5%	3600lm±5%	6000lm±5%	12000lm±5%	18000lm±5%	24000lm±5%	30000lm±5%	36000lm±5%	48000lm±5%
	Efficiency	130Lm/W±5%								
Ra > 80 5000K	Luminous Flux	2600lm±5%	3900lm±5%	6500lm±5%	13000lm±5%	19500lm±5%	26000lm±5%	32500lm±5%	39000lm±5%	52000lm±5%
	Efficiency	150Lm/W±5%								
LED Brand	Lumileds/ Hongli									
Light Type	SMD3030 or SMD2835									
Operation Temp	-20 C ~+45 C									
Storage Temp	-20 C ~+60 C									
Life Span	Ta 45 C L70>54000Hours									
IP Class	IP66									
IK Class	IK08									
Certificate	CE, RoHs									
Lamp Body Color	Black (RAL9005)									
Product Size (mm)	122*182*47mm	169*248*51mm	228*288*52mm	278*364*53mm	394*394*56mm	394*445*56mm	394*497*58mm	394*497*58mm	545*523*65mm	
Packing Size (mm)	405*275*220mm	365*270*315mm	475*310*315mm	390*305*315mm	440*320*115mm	490*420*115mm	540*420*115mm	540*420*115mm	580*550*115mm	
Quantity/carton	20pcs	10pcs	10pcs	5pcs	1pcs	1pcs	1pcs	1pcs	1pcs	
Gross weight (kg)	16kg	12kg	18kg	13kg	5.6kg	6.6kg	8.1kg	8.6kg	12.3kg	
Installation mode	Horizontal Installation, Wall Mounting, Ceiling Installation									

