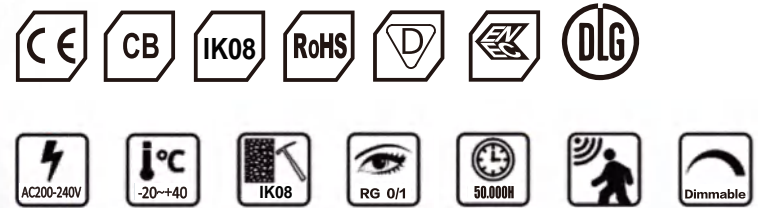


TUBU

LED Tri-proof Light L11

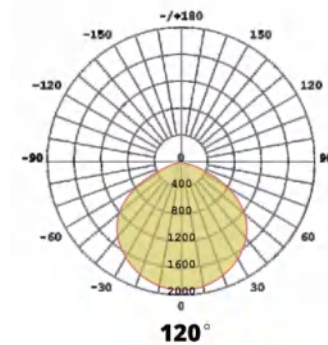
Features

- IP65 &IK08
- wireless control: Microwave sensor、PIR Sensor、Zhaga Socket
- 3-core、5-core Through Wiring
- Dial to Adjusting power and color temperature
- material quality: PC
- System efficiency up to 140lm/W & 160lm/W
- High CRI >80
- Environmentally friendly, no mercury, No UV, No IR
- Wide beam angle 120°
- Energy Efficiency Grade:C
- Quick Start instant 100% luminous flux
- 5 Year Warranty on complete fixture. (LED's, Driver, & Housing)
- Certificate: CE, RoHs Certified
- Surface Mount or Suspension Mount
- Dimming mode: PWM



Applications

- Car parking Lighting
- Workshops
- School Lighting
- Warehouse
- Supermarket
- Walkway
- hospital




LED Tri-proof Light L11


- IP65 &IK08
- wireless control: Microwave sensor、PIR Sensor、Zhaga Socket
- Wide beam angle 120°
- Quick Start instant 100% luminous flux

TUBU

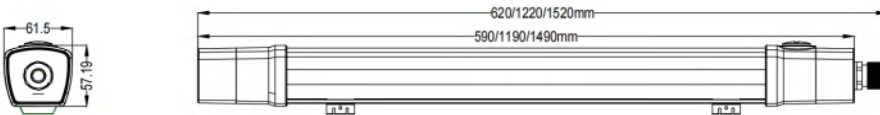
25W/35W/45W



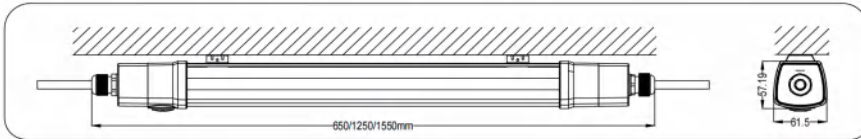
Single installation



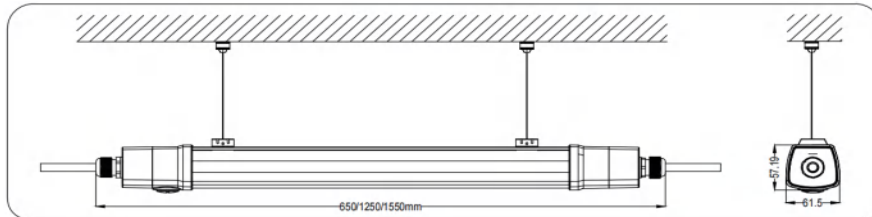
Linkable Installation



1. Surface mount



2. Suspension mount



LED Tri-proof Light L11



Specifications

| Product Code | TBL11P2F-25W | TBL11P4F-35W | TBL11P5F-45W | |
|-----------------------------|---------------------------------|-----------------------|-----------------------|-----------|
| Power | 25W (25W/21W/18W/15W) | 35W (35W/30W/25W/20W) | 45W (45W/38W/32W/25W) | |
| Input Voltage | 200-240VAC/100-277VAC (50/60HZ) | | | |
| Input Current | 0.12A@220VAC | 0.18A@220VAC | 0.23A@220VAC | |
| PF | 0.90@220VAC | | | |
| Dimming Option | 0-10V/Dali | | | |
| CCT | 3000K/4000K/5000K/6000K | | | |
| Ra > 80 | Luminous Flux | 3500Lm±5% | 4900Lm±5% | 6300Lm±5% |
| | Efficiency | 140Lm/W±5% | | |
| Ra > 80 | Luminous Flux | 4000Lm/W±5% | 5600Lm/W±5% | 7300Lm±5% |
| | Efficiency | 160Lm/W±5% | | |
| LED Brand | Lumileds/Hongli 2835 | | | |
| Beam Angle | 120° | | | |
| Operation Temp | -20 C ~+40 C | | | |
| Storage Temp | -20 C ~+60 C | | | |
| Life Span | Ta 40 C L70>54000Hours | | | |
| IP Class | IP65 | | | |
| IK Class | PC IK08 | | | |
| Certificate | CE, RoHs,CB,ENEC, IK08, RF | | | |
| Lamp Body Color | Milky PC | | | |
| Product Size (mm) | 650*58*62 | 1250*58*62 | 1550*58*62 | |
| Individual package size(mm) | 660*65*65 | 1260*65*65 | 1560*65*65 | |
| Packing Size (mm) | 680*215*215 | 1280*215*215 | 1580*215*215 | |
| Quantity/carton | 9PCS | 9PCS | 9PCS | |
| Gross weight (kg) ±0.3 | 12 | 12 | 14 | |
| Installation mode | Surface Mount/Suspension Mount | | | |